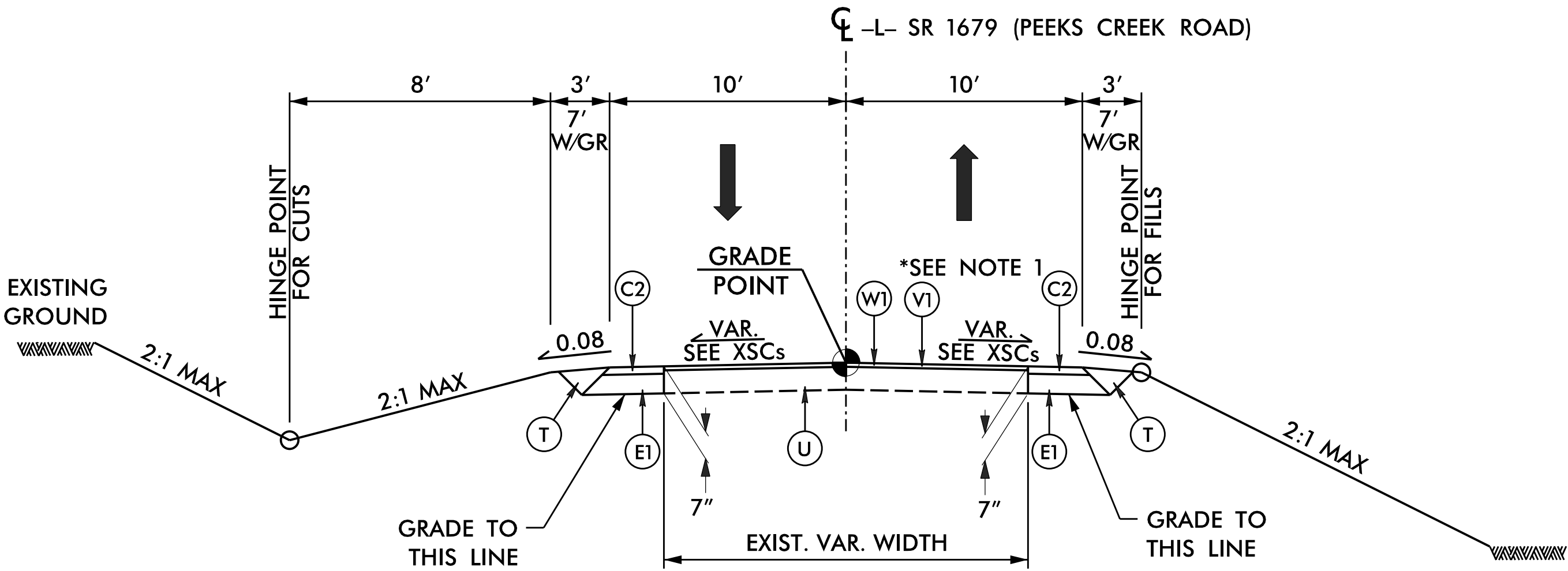


FINAL PAVEMENT SCHEDULE
(PAVEMENT DESIGN DATED: 8/8/2024)

C1	PROP. APPROX. 1.5" ASPHALT CONCRETE SURFACE COURSE, TYPE S9.5B, AT AN AVERAGE RATE OF 165 LBS. PER SQ. YD.	R1	SHOULDER BERM GUTTER.
C2	PROP. APPROX. 3" ASPHALT CONCRETE SURFACE COURSE, TYPE S9.5B, AT AN AVERAGE RATE OF 165 LBS. PER SQ. YD. IN EACH OF TWO LAYERS.	T	EARTH MATERIAL.
C3	PROP. VAR. DEPTH ASPHALT CONCRETE SURFACE COURSE, TYPE S9.5B, AT AN AVERAGE RATE OF 110 LBS. PER SQ. YARD PER 1" DEPTH TO BE PLACED IN LAYERS NOT TO EXCEED 1.5" IN DEPTH.	U	EXISTING PAVEMENT.
E1	PROP. APPROX. 4" ASPHALT CONCRETE BASE COURSE, TYPE B25.0C, AT AN AVERAGE RATE OF 456 LBS. PER SQ. YD.	V1	MILLING ASPHALT PAVEMENT, 1.5" DEPTH.
E2	PROP. VAR. DEPTH ASPHALT CONCRETE BASE COURSE, TYPE B25.0C, AT AN AVERAGE RATE OF 114 LBS. PER SQ. YARD PER 1" DEPTH, TO BE PLACED IN LAYERS NOT TO EXCEED 5.5" IN DEPTH OR LESS THAN 3"	V2	INCIDENTAL MILLING (VARIABLE DEPTH 0" TO 1.5" DEPTH).
J1	PROP. 6" AGGREGATE BASE COURSE.	W1	VARIABLE DEPTH ASPHALT PAVEMENT (SEE STANDARD WEDGING DETAIL).
J2	PROP. 8" AGGREGATE BASE COURSE.	NOTE: PAVEMENT EDGE SLOPES ARE 1:1 UNLESS SHOWN OTHERWISE	

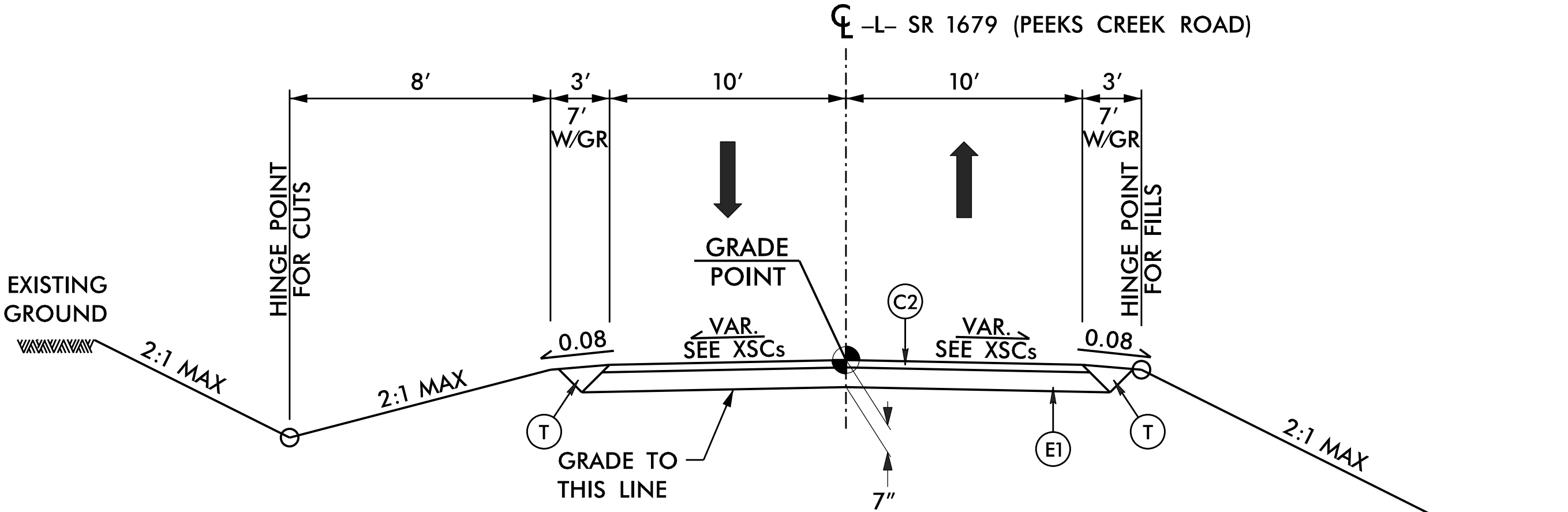


USE TYPICAL SECTION NO. 1

-L- STA. 13+50.00 TO 14+85.00
-L- STA. 17+90.61 TO 18+50.00

NOTES:

- 1.5" MILLING FROM -L- STA. 17+90.61 TO 18+50.00
- SEE SHEET 2B-1 FOR PAVED SHOULDER AND GUARDRAIL LOCATIONS

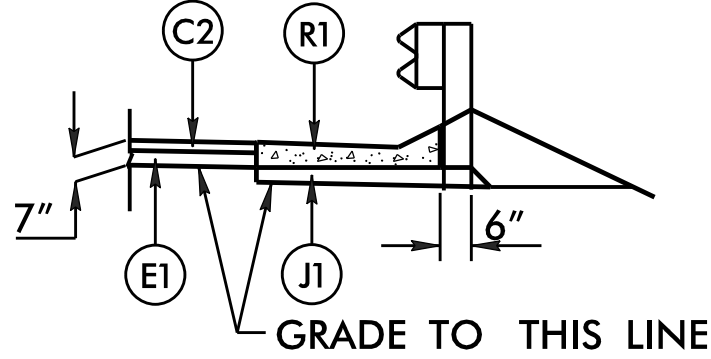


USE TYPICAL SECTION NO. 2

-L- STA. 14+85.00 TO 15+34.61
-L- STA. 16+87.30 TO 17+90.61

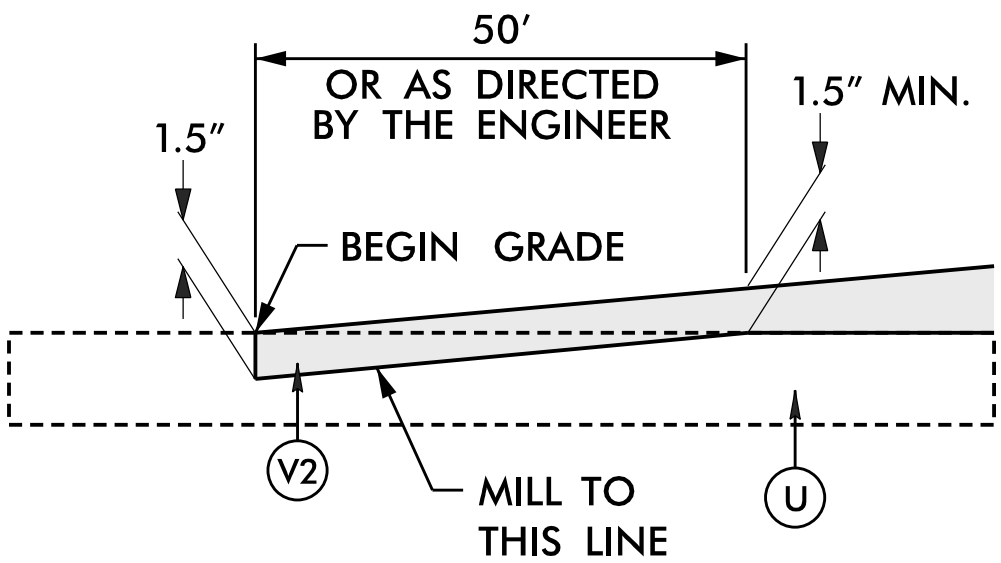
NOTE:

- SEE SHEET 2B-1 FOR PAVED SHOULDER AND GUARDRAIL LOCATIONS



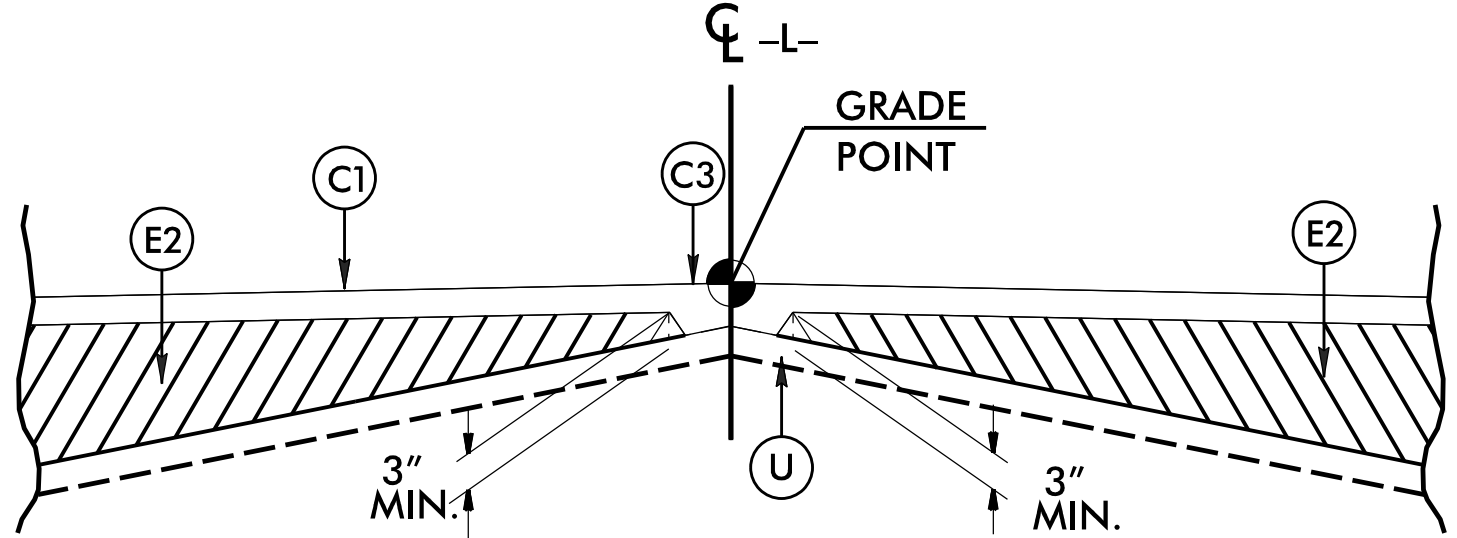
SHOULDER BERM GUTTER DETAIL

-L- STA. 17+08.42 (END APPROACH SLAB) TO -L- STA. 17+26.06 (RT)



DETAIL SHOWING INCIDENTAL MILLING

-L- STA. 13+50.00 TO 14+00.00



W1: DETAIL SHOWING METHOD OF WEDGING

USE THIS DETAIL IN CONJUNCTION WITH TYPICAL SECTION NO. 1

HB-0030

2A-1

NORTH CAROLINA
DEPARTMENT OF TRANSPORTATION
MACON COUNTY

ROADWAY DESIGN UNIT
ROADWAY DESIGN
ENGINEER

10/7/2025

PAVEMENT DESIGN
ENGINEER

10/7/2025

PREPARED BY

DRMP

DRMP, INC.
5808 FARMINGTON PLACE, SUITE 100
RALEIGH, NC 27603
NC LICENSE NO. T-1524 (919) 872-8115

ACCESS ALL SIGNATURES COMPLETED

REVISIONS